

# Mass Storage

## 2.5" Slim High Speed Kit



**USB**  
**UNIVERSAL SERIAL BUS**



**User's Manual**

Mass Storage -USB 2.0/Combo Enclosure integrates USB V2.0 and FireWire specification. You can connect your enclosure to FireWire/IEEE 1394 or USB equipped computers without switching converters. By using USB 2.0/Combo Enclosure, you can enjoy the High-Speed of FireWire and the prevalent of USB . It also expand the convenience for both Macintosh and purchase.

## Features

1. Fully compatible with both USB2.0 and or IEEE1394a standard.
2. Cross-platform between Purchase and Macintosh supportive.
3. Plug and Play
4. Automatic configuration without ID selection or terminator
5. Bootable Hard Disk Drive supportive for Macintosh System on FireWire connection.

## Specification

1. Two FireWire (IEEE 1394) port and or one USB port
2. Support bus powered and self powered
3. Transferrate : FireWire up to 400Mb/s  
USB High Speed up to 480Mb/s  
USB Full Speed up to 12Mb/s  
USB Low Speed up to 1.5Mb/s

## Hardware Requirements

USB and or FireWire enabled Macintosh or PC

## Software Requirements

Mac : Mac OS 8.6 or above

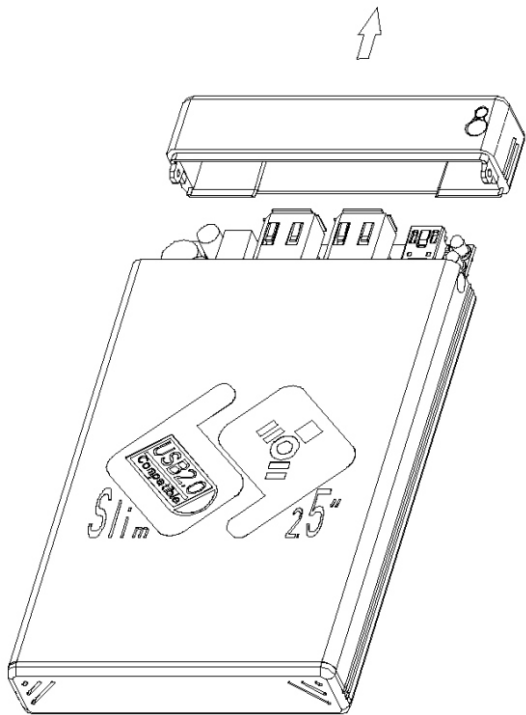
PC : Windows 98/98SE/ME/2000

## Package Contents

1. Mass Storage Combo 2.5" Enclosure
  2. High quality USB 2.0 Cable
  3. High quality dual 6-pin FireWire Cable.
  4. Installation Disk with manual inside.
- \* Optional wall mount power adapter .

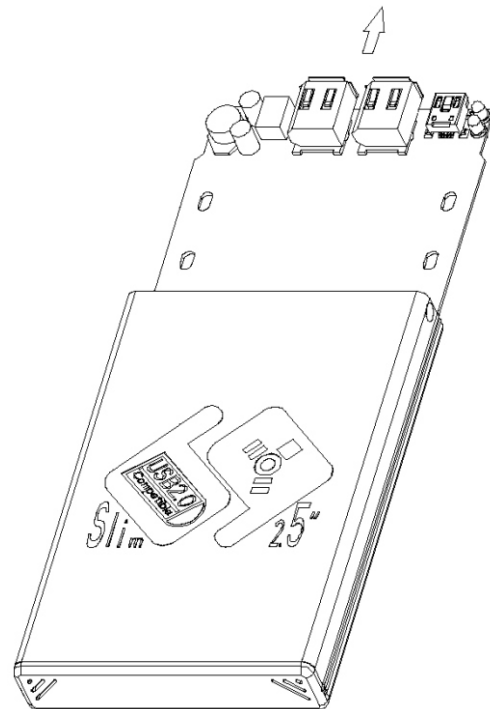


3. Remove the front panel.



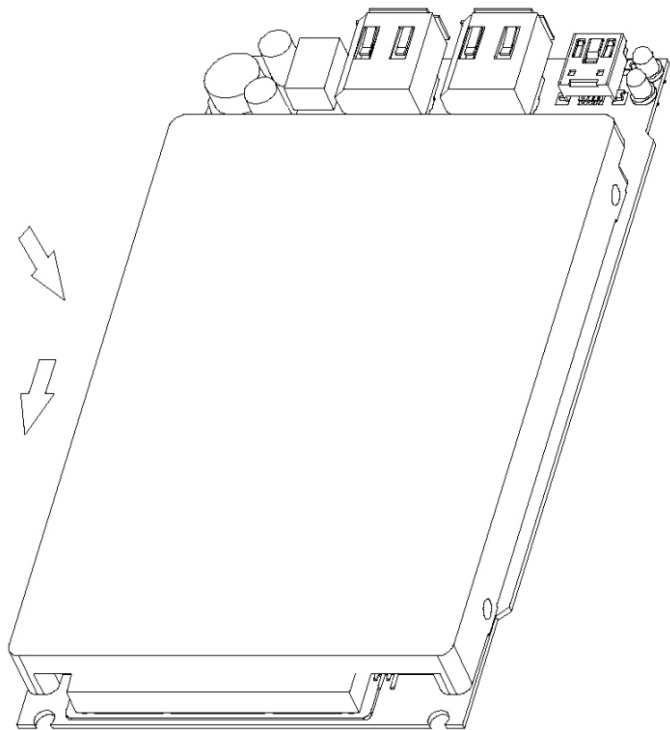
5

4. Remove the PCB.



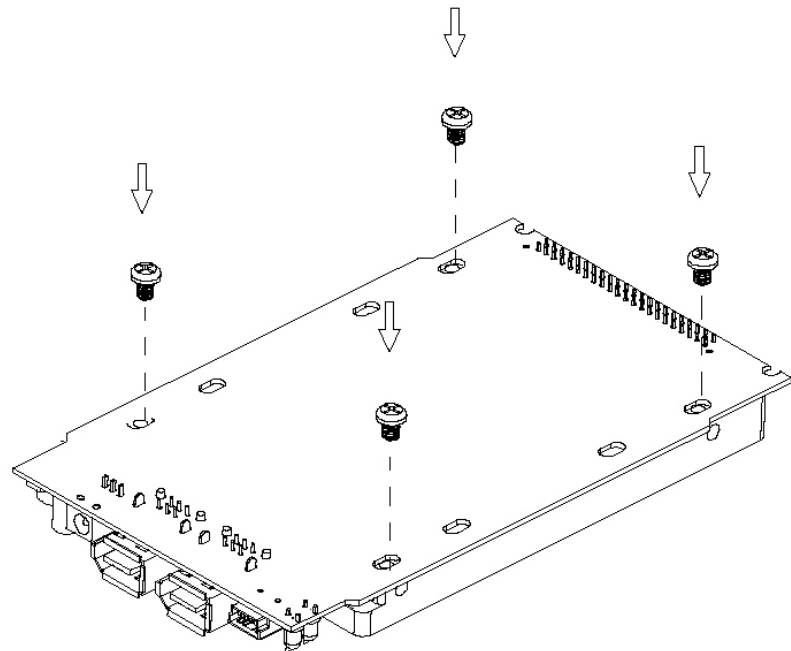
6

5. Mount the HDD on the PCB.




7

6. Fix the 4 screws to PCB.

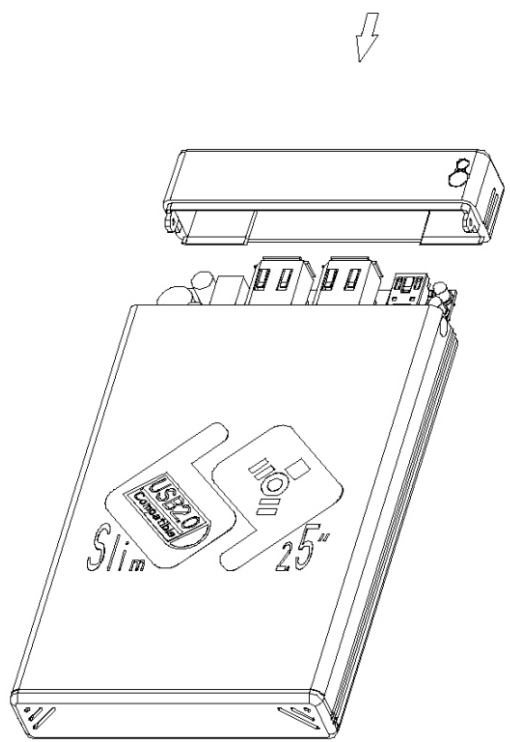


8

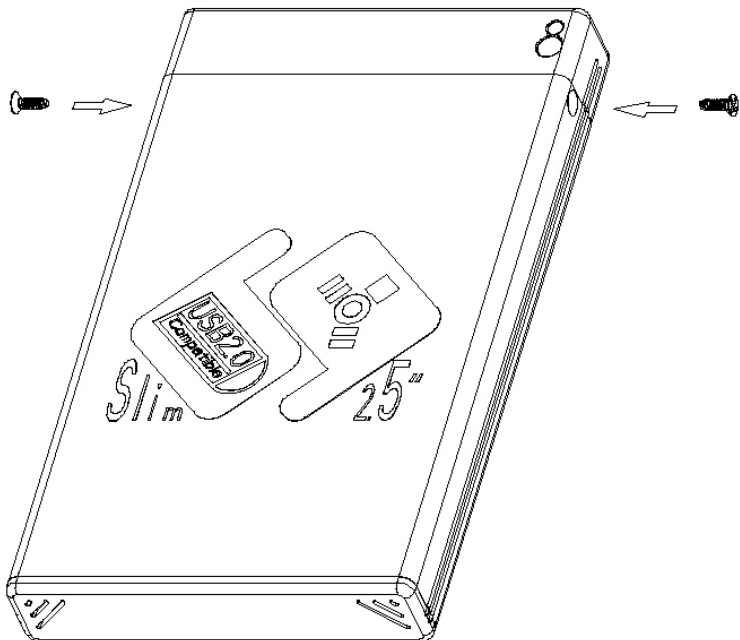
7. Insert the PCB module into the enclosure.



8. Fix the front panel.



9. Fix the two screws. That's all.



## USB Software Installation :

Macintosh supports **USB V1.1** specification only.

### Mac OS 8.6~9.X:



There is no any additional driver needed.  
What you can do is plug in the USB cable to your system.

### Mac OS X.x:



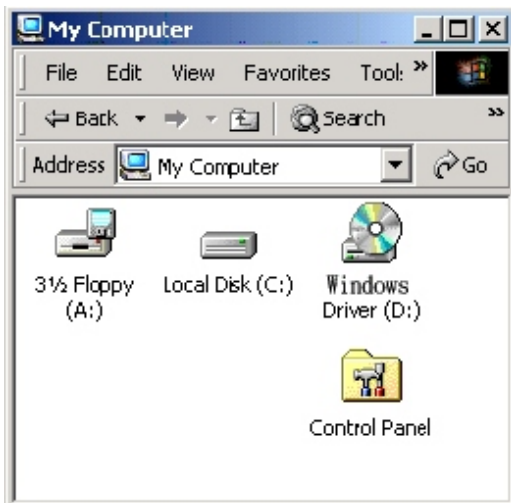
There is no any additional driver needed also.  
What you can do is plug in the USB cable to your system.

## Windows 98 SE:



When the USB cable is plug-in to USB port. System will find a new device and remind you to install the driver for new device. What you should do are as following.

1. insert the "**Windows Driver**" disc to CD-ROM.



2. Double click the disc icon and you can see a folder named "**Windows 98SE**".



3. Find the path for your system.

You should choose "**Windows 98SE**" folder.

4. System will find the Win98 driver and install the driver automatically until system reminds you" the installation is finished".



## Windows ME/2000/XP: USB connection

No need to install any additional driver for USB connection. There is a default driver for USB storage device provided by OS.

## FireWire Software Installation :



No need to install any additional driver for FireWire connection.

If you use Mac OS 9.0.X or before ,follows are the result what you can do.

Go to the address: <http://www.apple.com> to get the "FireWire update V2.7".

## Windows 98SE/ME/2000/XP:



No need to install any additional driver for FireWire connection.

## Troubleshooting

Please make sure all the cables and plugs are securely fastened in their respective places.

## General Remarks

- 1.You may not reproduce or transcribe any part of this publication without the express prior written permission
- 2.The product described in this manual and its specifications are subject to change without notice.
- 3.If you have any specific questions about this manual or your Combo2.5" Enclosure, please contact your sales representative.
- 4.To prevent possible fire or electric shock, do not expose this product to moisture of any kind.